









Name: _____

Pre-K/K

Numbers 1-12


Sunny numbers

Directions: Cut and paste the missing numbers.



©PlanesAndBalloons.com











Name: _____

Pre-K/K

Numbers 1-12


Sunny numbers

Directions: Cut and paste the missing numbers.



©PlanesAndBalloons.com











Name: _____

Pre-K/K

Numbers 1-12


Sunny numbers

Directions: Cut and paste the missing numbers.



©PlanesAndBalloons.com











Name: _____

Pre-K/K

Numbers 1-12


Sunny numbers

Directions: Cut and paste the missing numbers.











©PlanesAndBalloons.com







Name: _____

Sunny numbers

Directions: Cut and paste the missing numbers.












			
---	---	--	---

Name: _____

Sunny numbers

Directions: Cut and paste the missing numbers.









			
			
			




Name: _____

Sunny numbers

Directions: Cut and paste the missing numbers.









			
			
			







Name: _____

Sunny numbers

Directions: Cut and paste the missing numbers.



			
---	---	--	---









Name: _____

Pre-K/K

Letters A-L





Starfish alphabet

Directions: Cut and paste the missing letters.



©PlanesAndBalloons.com

			
---	---	--	---









Name: _____

Pre-K/K

Letters M-X





Starfish alphabet

Directions: Cut and paste the missing letters.



©PlanesAndBalloons.com

			
---	---	--	---


Name: _____

Pre-K/K

Letters O-Z

Starfish alphabet

Directions: Cut and paste the missing letters.



©PlanesAndBalloons.com











Name: _____

Pre-K/K

Letters a-l





Starfish alphabet

Directions: Cut and paste the missing letters.



©PlanesAndBalloons.com

			
---	---	--	---









Name: _____

Pre-K/K

Letters m-x





Starfish alphabet

Directions: Cut and paste the missing letters.



©PlanesAndBalloons.com

			
---	---	--	---









Name: _____

Pre-K/K

Letters o-z





Starfish alphabet

Directions: Cut and paste the missing letters.





©PlanesAndBalloons.com

			
---	---	--	---

Name: _____

Popsicle shapes

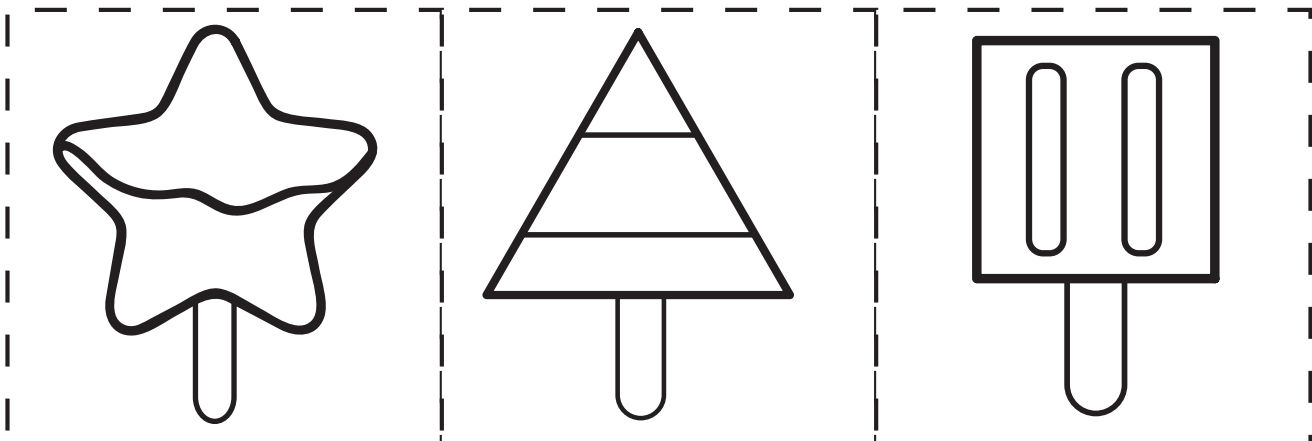
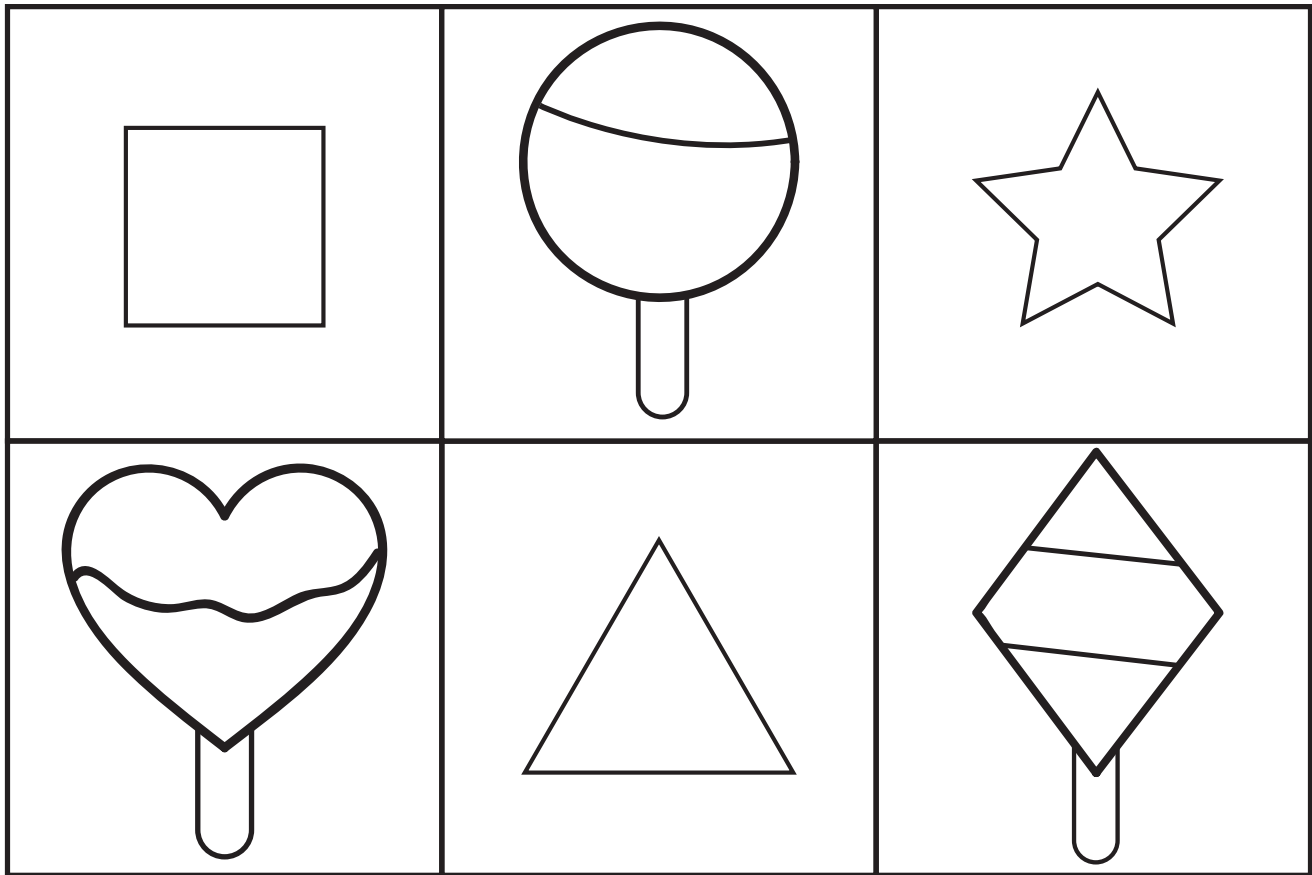
Directions: Cut and match popsicles with shapes.



Name: _____

Popsicle shapes

Directions: Cut and paste the matching shapes.




Name: _____

Pre-K/K


Shapes

Popsicle shapes

Directions: Cut and match popsicles with shapes.



©PlanesAndBalloons.com



Name: _____

Popsicle shapes

Directions: Cut and match popsicles with shapes.

